


1. Name of your Organization:

	Response Count
	8
answered question	8
skipped question	0

2. How many members are in your organization?

	Response Count
	8
answered question	8
skipped question	0



3. How often does your organization hold a recurring conference?

		Response Percent	Response Count
Annually		100.0%	8
Semi-Annually		0.0%	0
Other (please specify)		0.0%	0
	answered question		8
	skipped question		0



4. How many members attend your recurring conference? Please provide an approximate number if you cannot provide a definitive number of attendees.

	Response Count
	8
answered question	8
skipped question	0

5. Where does the conference take place?

		Response Percent	Response Count
Single hotel		87.5%	7
Multiple hotels		0.0%	0
Convention center		12.5%	1
University/College		0.0%	0
Other (please specify)		0.0%	0
answered question			8
skipped question			0

6. What is the typical conference lodging venue?

		Response Percent	Response Count
Single meeting/conference hotel		75.0%	6
Multiple meeting/conference hotels		25.0%	2
University/College		0.0%	0
No sponsored or group rate options provided		0.0%	0
Other (please specify)		0.0%	0
		answered question	8
		skipped question	0




7. Which of the following are offered during the conference with regular registration fees or for an additional fee? (Check all that apply)

	Included in Registration Fee	Fee in Addition to Registration	No Fee	Not Offered	Response Count
Live Virtual Conference Stream	0.0% (0)	12.5% (1)	12.5% (1)	75.0% (6)	8
Webinars During Conference	12.5% (1)	12.5% (1)	12.5% (1)	62.5% (5)	8
UnConference Sessions	0.0% (0)	12.5% (1)	12.5% (1)	75.0% (6)	8
Mobile App or Online Schedule	25.0% (2)	0.0% (0)	12.5% (1)	62.5% (5)	8
Speed-Meetings/Table Talks	12.5% (1)	0.0% (0)	0.0% (0)	87.5% (7)	8
Post Conference Access to Recording of Sessions	12.5% (1)	12.5% (1)	25.0% (2)	50.0% (4)	8
Mapped Suggested Interest "Streams"	12.5% (1)	0.0% (0)	25.0% (2)	62.5% (5)	8
Program sessions held at local repositories, museums, etc.	25.0% (2)	25.0% (2)	0.0% (0)	50.0% (4)	8
Tours of local repositories, museums, etc. (without a program session)	25.0% (2)	25.0% (2)	25.0% (2)	25.0% (2)	8
				Other (please specify)	2
answered question					8
skipped question					0

8. What changes are you considering, if any, to your meeting/conference model? If you have already made changes recently, please describe those changes and reasons for the change.

	Response Count
	8
answered question	8
skipped question	0

9. Does your organization hold recurring section meetings for specific working groups within your organization (i.e. Round Tables, Committees, etc.)?

		Response Percent	Response Count
Yes. Section meetings are held only during the regular conference.		37.5%	3
Yes. Section meetings are held only at another time of year outside of the regular conference.		0.0%	0
Yes. Section meetings are held at both the regular conference and also at another time of year.		37.5%	3
No. We do not hold additional meetings at all.		25.0%	2
	Please describe.		3
	answered question		8
	skipped question		0

10. What is the total organization budget? Please offer the approximate budget if you cannot provide a definitive budget total.

**Response
Count**

6

answered question

6

skipped question

2

11. What percentage of the organization's overall budget derives from the conference?

**Response
Count**

6

answered question

6

skipped question

2

12. What percentage of the conference budget is derived from registration fees?

**Response
Count**

6



answered question

6

skipped question

2

13. Is the registration fee the same for all attendees?

		Response Percent	Response Count
Yes		16.7%	1
No		83.3%	5

If not, please list the registration levels (i.e. Student, Professional, Volunteer, etc.)

6

answered question

6

skipped question

2

14. What percentage of the conference budget is derived from sponsors or exhibits?

	Response Count
	6

6

answered question

6

skipped question

2

15. Does the conference offer options for sponsors and vendors?

	Yes	No	Response Count
Exhibits Hall Booth	100.0% (6)	0.0% (0)	6
Title Sponsors	100.0% (5)	0.0% (0)	5
Conference Registration Bag Logo	83.3% (5)	16.7% (1)	6
Conference Registration Badge Logo	50.0% (3)	50.0% (3)	6
Gala, Dinner or Lunch Sponsor	100.0% (6)	0.0% (0)	6
Advertisement in Printed Program	100.0% (6)	0.0% (0)	6
Online Advertisement or Logo Placement	100.0% (6)	0.0% (0)	6
Meeting Room Sponsor	16.7% (1)	83.3% (5)	6

Please describe any additional options for conference sponsors and vendors.

2

answered question

6

skipped question

2

16. What's on your dream list for your annual conference?

Response
Count

6

answered question

6

skipped question

2

17. Is there anything else you would like to add or is there something which you feel we did not address that would be helpful to our goal of identifying alternative meeting models to help meet the needs of our members? Please comment.

	Response Count
	5
answered question	5
skipped question	3

Page 1, Q1. Name of your Organization:

1	Australian Society of Archivists	Jun 27, 2012 9:53 PM
2	Association of Moving Image Archivists	Jun 27, 2012 3:28 PM
3	Archives and Records Association (UK and Ireland)	Jun 21, 2012 2:51 AM
4	Association for recorded Sound Collections (ARSC)	Jun 20, 2012 2:19 PM
5	Association of Canadian Archivists	Jun 20, 2012 9:25 AM
6	American Association for State and Local History (AASLH)	Jun 18, 2012 8:28 AM
7	National Association of Archives and Records Administrators (NAGARA)	Jun 18, 2012 5:31 AM
8	Council of State Archivists	Jun 17, 2012 4:28 PM

Page 1, Q2. How many members are in your organization?

1	762	Jun 27, 2012 9:53 PM
2	>1000	Jun 27, 2012 3:28 PM
3	2200	Jun 21, 2012 2:51 AM
4	ab. 1000	Jun 20, 2012 2:19 PM
5	685	Jun 20, 2012 9:25 AM
6	6,352	Jun 18, 2012 8:28 AM
7	200+ institutional members	Jun 18, 2012 5:31 AM
8	56	Jun 17, 2012 4:28 PM

Page 1, Q4. How many members attend your recurring conference? Please provide an approximate number if you cannot provide a definitive number of attendees.

1	250	Jun 27, 2012 9:53 PM
2	500-600	Jun 27, 2012 3:28 PM
3	250	Jun 21, 2012 2:51 AM
4	ab 200	Jun 20, 2012 2:19 PM
5	normally about 275, while in '11 we had 365 and in '12 we had only 175 due to our Yukon location.	Jun 20, 2012 9:25 AM
6	Approx. 800	Jun 18, 2012 8:28 AM
7	150 - 200	Jun 18, 2012 5:31 AM
8	45-48	Jun 17, 2012 4:28 PM

Page 2, Q7. Which of the following are offered during the conference with regular registration fees or for an additional fee? (Check all that apply)

1	Post conference access to presentations & recordings provided to Members only; simply pay member fee, but not an additional product fee	Jun 20, 2012 9:31 AM
2	Will be trying live streaming of CoSA work session for the first time in 2012	Jun 17, 2012 4:31 PM

Page 2, Q8. What changes are you considering, if any, to your meeting/conference model? If you have already made changes recently, please describe those changes and reasons for the change.

1	Intend to change from hotel venue to lower cost University/college style venue from 2012 in order to better manage conference budgets and ensure the conference is affordable for as many members as possible.	Jun 27, 2012 9:57 PM
2	Less dependent on single location.	Jun 27, 2012 3:30 PM
3	None	Jun 21, 2012 2:52 AM
4	Maybe live conference streaming	Jun 20, 2012 2:22 PM
5	added 2-hour poster session with trade show in 2011; provided more traffic for both.	Jun 20, 2012 9:31 AM
6	n/a	Jun 18, 2012 8:31 AM
7	Stronger pre-conference offerings	Jun 18, 2012 5:33 AM
8	Will try to add live streaming, as noted above. Started blog from meeting in 2011.	Jun 17, 2012 4:31 PM

Page 2, Q9. Does your organization hold recurring section meetings for specific working groups within your organization (i.e. Round Tables, Committees, etc.)?

1	An ASA Council meeting is usually held in conjunction with the conference in addition to other meetings through out the year. Same with any special interest group meetings.	Jun 27, 2012 9:57 PM
2	Some are at the conference. Others are done as a teleconference.	Jun 20, 2012 2:22 PM
3	Special Interest Sections, Board, Editorial Board & some committees meet the day prior to our first sessions.	Jun 20, 2012 9:31 AM

Page 3, Q10. What is the total organization budget? Please offer the approximate budget if you cannot provide a definitive budget total.

1	Income of approximately \$200,000(AUS) pa (2011 figures)	Jun 27, 2012 10:07 PM
2	GBP100,000	Jun 21, 2012 2:54 AM
3	just under \$500,000	Jun 20, 2012 9:41 AM
4	not sure	Jun 18, 2012 8:38 AM
5	\$70,000/net	Jun 18, 2012 5:36 AM
6	\$230,000 plus grants	Jun 17, 2012 4:41 PM

Page 3, Q11. What percentage of the organization's overall budget derives from the conference?

1	10%	Jun 27, 2012 10:07 PM
2	18%	Jun 21, 2012 2:54 AM
3	approx 30%	Jun 20, 2012 9:41 AM
4	not sure	Jun 18, 2012 8:38 AM
5	40%	Jun 18, 2012 5:36 AM
6	States who pay \$2500+ in dues are eligible for travel reimbursement for annual meeting, so annual meeting is an expense for us, not a revenue generator.	Jun 17, 2012 4:41 PM

Page 3, Q12. What percentage of the conference budget is derived from registration fees?

1	10%	Jun 27, 2012 10:07 PM
2	80%	Jun 21, 2012 2:54 AM
3	70%	Jun 20, 2012 9:41 AM
4	not sure	Jun 18, 2012 8:38 AM
5	75%	Jun 18, 2012 5:36 AM
6	\$0. For many years we have partnered with SAA and/or NAGARA for annual meetings. Our members pay the SAA/NAGARA registration fees, but nothing directly to CoSA for participating in our events at the meeting.	Jun 17, 2012 4:41 PM

Page 3, Q13. Is the registration fee the same for all attendees?

1	Member Non-member Student/Retiree	Jun 27, 2012 10:07 PM
2	member non-member	Jun 21, 2012 2:54 AM
3	Student \$200 Member 400 non-member 600	Jun 20, 2012 9:41 AM
4	Individual/Institutional members - \$225 non-member - \$340 Student member - \$175 Student volunteer - FREE with agreeing to work an 8 hour shift	Jun 18, 2012 8:38 AM
5	member, non-member	Jun 18, 2012 5:36 AM
6	SAA & NAGARA allow CoSA members to register at their member rates	Jun 17, 2012 4:41 PM

Page 3, Q14. What percentage of the conference budget is derived from sponsors or exhibits?

1	Mostly in-kind sponsorship rather than financial.	Jun 27, 2012 10:07 PM
2	20%	Jun 21, 2012 2:54 AM
3	30%	Jun 20, 2012 9:41 AM
4	not sure	Jun 18, 2012 8:38 AM
5	25%	Jun 18, 2012 5:36 AM
6	\$0 revenue for CoSA for exhibits or sponsors for overall joint meeting. We cover lunch for our member work session from our own individually obtained sponsor funds, Equals 1-2% of total conference expenses most of which is travel reimbursements paid to members	Jun 17, 2012 4:41 PM

Page 3, Q15. Does the conference offer options for sponsors and vendors?

1	session sponsor, e.g. keynote, plenary sponsor a social activities, e.g. cultural evening	Jun 20, 2012 9:41 AM
2	All of the proceeds from the above go to SAA and/or NAGARA, not to CoSA	Jun 17, 2012 4:41 PM

Page 3, Q16. What's on your dream list for your annual conference?

1	A more profitable conference would be desirable but we need to balance this against affordability for members.	Jun 27, 2012 10:07 PM
2	Nothing	Jun 21, 2012 2:54 AM
3	1. recovery from current economic downturn!	Jun 20, 2012 9:41 AM
4	n/a	Jun 18, 2012 8:38 AM
5	n/a	Jun 18, 2012 5:36 AM
6	That the live feed from our work session is flawless!	Jun 17, 2012 4:41 PM

Page 4, Q17. Is there anything else you would like to add or is there something which you feel we did not address that would be helpful to our goal of identifying alternative meeting models to help meet the needs of our members? Please comment.

1	Conferences provide a pivotal opportunity for members to physically meet, interact and learn together. The Regrettably the ASA canceled its 2011 conference due to financial issues which generated significant backlash from members. The annual conference is clearly a critical member benefit and should be preserved.	Jun 27, 2012 10:11 PM
2	No	Jun 21, 2012 2:54 AM
3	we include pre &/or post-conference workshops or an institute where the opportunity presents itself and where there are synergies in combining the events	Jun 20, 2012 9:43 AM
4	no	Jun 18, 2012 5:37 AM
5	Our members appreciate interactive, open discussion sessions more than traditional panels built on the scholarly conference model. We're also having great success with monthly web conferences designed to help members and their staff keep in touch between meetings. These are offered free of charge, focus on a topic of high interest, and include time for discussion. We clearly have a much different business model than SAA (relatively tiny # of members and very different sources of revenue/expense), so not all will apply to SAA.	Jun 17, 2012 4:45 PM